Reading Club Fun!

by Annimills LLC © 2019



Dream Big!

(*Ask a grownup for help, advice or permission to work on any projects.)

Have *you* ever dared to dream big? Have you ever tried to "stretch" or push yourself outside of your comfort zone?

It's easy to get into a place that's comfortable and forget to try new things or to be afraid that something won't work out.

So what if it doesn't and your idea fails? Many inventors invent things that don't work well the first time they try. Then they figure it out. So *dare* to dream big and to try new things.

Answer Key

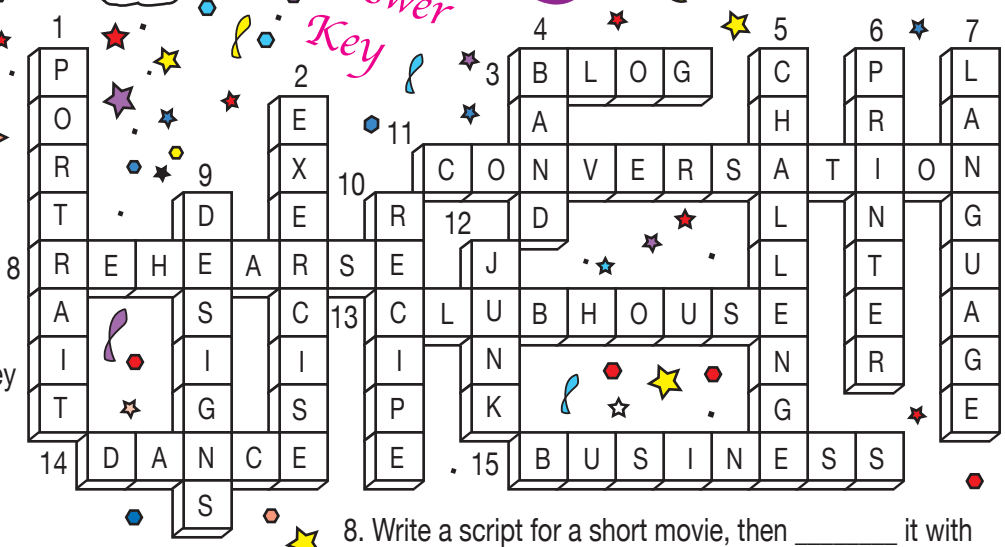

Here are 15 fantastic ideas that you can try while you are thinking about your *own* big ideas.

1. Set up a mirror in front of yourself to study the details of how you look. Put a large piece of paper on an easel or just on a table. Then, use colored pencils, watercolors, crayons, or paints to make a self- _____ to hang.
2. Set a new fitness goal and work at it. Try to _____ by dancing, jogging, walking, bicycling or playing basketball! Combine this with healthful snacks and meals.
3. Organize your thoughts about books, movies, music, hobbies or technology. Share them on a _____.
4. Learn a new instrument – guitar, drums or keyboard – or practice singing. Start your own _____.
5. Choose a video game favorite and _____ yourself to beat it on "hard mode" or to get a new high score.
6. There are computer progams that let you design your own 3-D printed creation or use an existing pattern. Not sure where to start? Ask if there is a 3-D printer at your school. Visit your library for information or to see if they have a 3-D printer and classes for kids. Makerspaces may also have a place where you can try out a 3-D _____.
7. *Hello, bonjour, hola, kon'nichiwa*, and *privet* are all ways to say "hi" to other people around the world. Try to master 100 words of a foreign _____.
8. Write a script for a short movie, then _____ it with your friends. Film the movie using a phone or video camera and have a homemade movie night!
9. Sketch some _____ to make your own "one of a kind" outfit using fabric paint on an old piece of clothing or on a plain sweatshirt or apron.
10. Learn some skills in the kitchen. After helping to make meals and snacks, create your own _____ and make your own delicious meal.
11. While spending time at a group activity in a park, playground or library start a _____ with someone to make a new friend.
12. Gather things around the house that aren't needed anymore, such as buttons, nuts, bolts, cardboard or wood scraps. Use this _____ to create a mini sculpture. "Trash sculpture artists" are people who turn recycled items into beautiful art.
13. Use scraps of wood, fallen tree branches, or large cardboard boxes to build a fort or _____.
14. Find a song that makes you boogie! Then, make up steps and moves to perform a _____.
15. Find a creative hobby like beading, pottery, painting models or drawing. Share your work and make some money by selling items and turning it into a _____.